

ruby wood

Chair / Barstool

2

2

3

About Ruby Wood

The Ruby Wood chair is simple and elegant. The broad appeal design has beautiful attention to detail as well as a supportive sitting position.

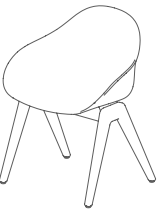
With a moulded polypropylene seat shell, Ruby Wood is wipeable, seamless and hardwearing, making it ideal for the workplace, education, hospitality and residential environments.

The generous use of solid hardwood (oak or walnut) in the base is a key characteristic of Ruby wood and provides a robust chair with a real sense of material and tactile value in the product

- Compliance**
- **SCS Indoor Advantage™ Gold Certificate**
 - **FSC®certified** products available upon request
 - naughtone is **FISP** and **ISO14001** certified
 - Our chairs are designed to meet or exceed all EN performance requirements per **BS EN 16139:2013**

Sizes

All dimensions quoted are rounded to the nearest 5mm or nearest 1/2 inch



Ruby Wood Chair
mm
W 610 D 530 H 800 Seat 445
inch
W 24 D 21 H 31.5 Seat 17.5



Ruby Wood Counter Height Stool
mm
W 610 D 530 H 1000 Seat 645
inch
W 24 D 21 H 35.5 Seat 25.5



Ruby Wood Barstool
mm
W 610 D 530 H 1100 Seat 745
inch
W 24 D 21 H 43.5 Seat 29.5

Base Finishes



Solid Oak Base



Solid Walnut Base

Seat Shell Colours



Lemon Yellow
RAL 1012



Salmon Pink
RAL 3022



Pastel Blue
RAL 5024



Pale Green
RAL 6021



Oyster
RAL 1013



Black Grey
RAL 7021



Stone Grey
RAL 7030



Signal White
RAL 9003





Ruby Wood Chair Technical Specification

Testing

Our chairs are designed to meet or exceed all EN performance requirements per **EN16139:2013**, which includes the following tests:

- Seat and back static load test
 - Seat front edge static load test
 - Vertical static load on back
 - Foot rest and leg rest static load test
 - Arm sideways static load test
 - Arm downwards static load test
 - Vertical upwards static load on arm rests
- Seat and back durability test
 - Seat front edge durability test
 - Leg forward static load test
 - Leg sideways static load test
 - Seat impact test
 - Back impact test
 - Arm impact test

Servicing



If a component is damaged and needs replacing then please email our team with an image of the damaged part and reference your order number, we will be happy to facilitate any replacements.

Warranty

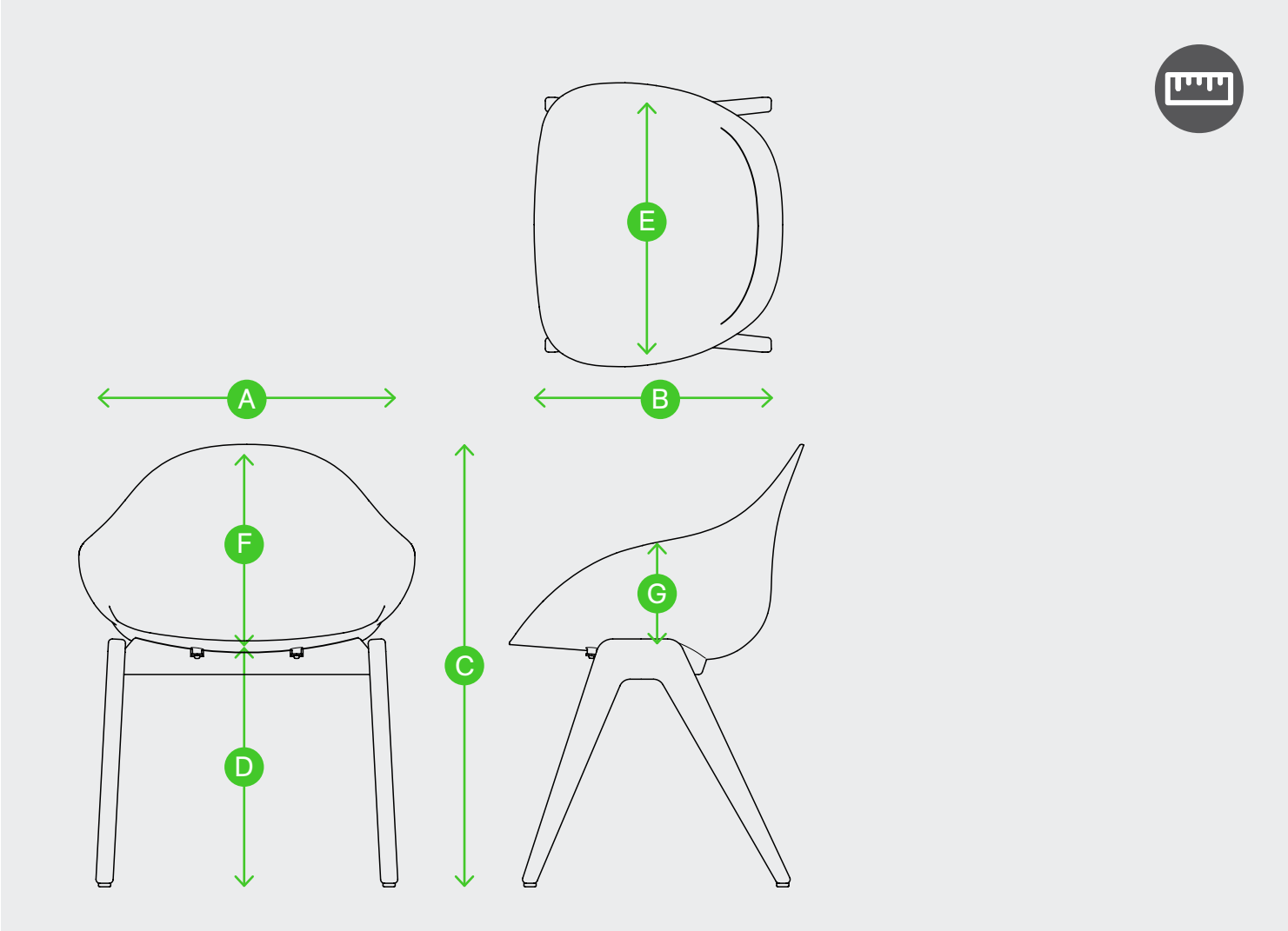


naughtone offers a **10 Year** warranty across all products. Details on the terms and conditions of naughtones warranty can be found at naughtone.com/warranty

Ruby Wood Chair Technical Specification



Product Code and Description <small>All dimensions quoted are rounded to the nearest 5mm or nearest 1/2 inch</small>	A Overall Width	B Overall Depth	C Overall Height	D Seat Height	E Seat Width	F Height from Seat to Top	G Weight	H Weight
1 Ruby Wood Chair	610 mm 24 in	530 mm 21 in	800 mm 31.5 in	445 mm 17.5 in	475 mm 18.5 in	390 mm 15.5 mm	175 mm 7 in	8.34 kg 18.39 lbs
2 Ruby Wood Counter Height Stool	610 mm 24 in	530 mm 21 in	1000 mm 35.5 in	645 mm 25.5 in	475 mm 18.5 in	390 mm 15.5 mm	175 mm 7 in	9.92 kg 21.87 lbs
3 Ruby Wood Barstool	610 mm 24 in	530 mm 21 in	1100 mm 43.5 in	745 mm 29.5 in	475 mm 18.5 in	390 mm 15.5 mm	175 mm 7 in	10.15 kg 22.38 lbs



Ruby Wood Chair Environmental Product Summary



Environment Attributes

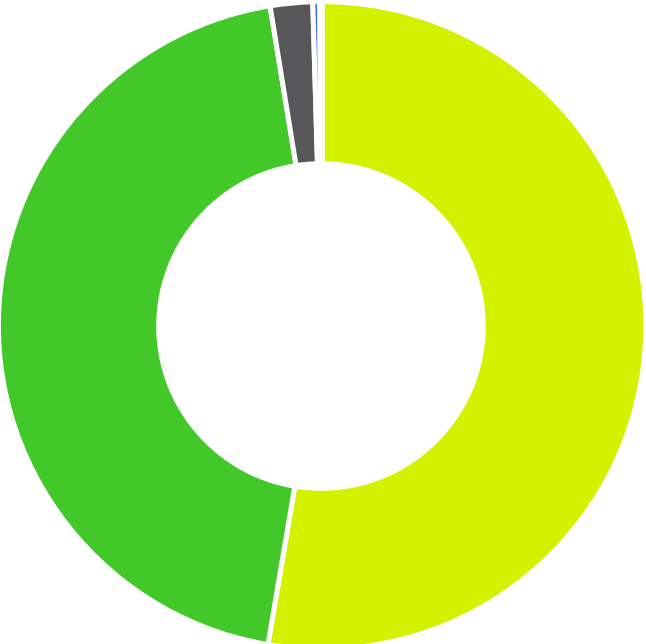
- naughtone is **FISP** and **ISO14001** certified
 - naughtone is **FSC®certified**
 - **8.34kg** total weight
 - **47.4% Recyclable** (shell, feet, fixings)
 - **52.6% Reusable** (base)
 - **1.6% Recycled Content** (shell, fixings)
 - **Indoor Advantage™ Gold** ANSI/BIFMA Furniture Emissions Standard (M7.1/X7.1-2011 R2016) and ANSI/BIFMA e-3-2014e (Credits 7.6.1, 7.6.2, 7.6.3)
- These attributes can help you to achieve criteria towards **LEED**, **BREEAM**, **Ska** and **WELL** building certifications



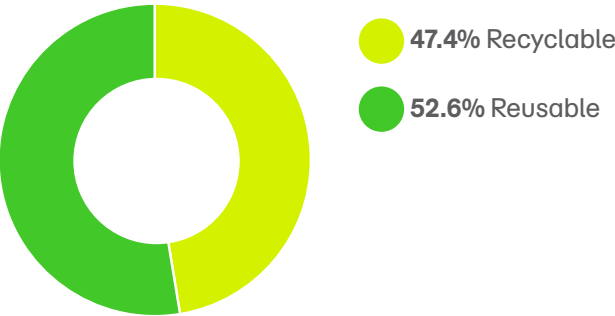
Ruby Wood Chair Environmental Product Summary

Material Percentage Split

- **52.63%** Solid Oak
- **>1%** Mild Steel Zinc Plated
- **44.71%** Polypropylene
- **>1%** PTFE
- **2.11%** Mild Steel



Recyclable Content



Product Specific Design Statement

Ruby Wood is available in a range of finishes but for the purpose of this document we have a specific example from the range:

Ruby Wood Chair

Ruby Wood chair shell is injection moulded in 30% glass fibre filled polypropylene which is a recyclable material.

The base is made from CNC cut, high quality, solid oak or walnut.

Steel inserts (for affixing bases) are screwed into 4 bosses on the underside of the chair; these can be easily removed disassemble and leave an uncontaminated component for recycling.

Polypropylene feet are screwed in to the bottom of the chair legs and are easily removed for recycling.

CSR Statement

naughtone has always considered the environment throughout our design and manufacturing process. We understand that as we continue to grow, so does our potential impact on our surroundings. As most of our raw materials are simple, we have great control over their sources, and are proud be able to offer **FSC®certified** upholstered products and use recycled metals in our table ranges. The addition of our North American manufacturing provision also helps to keep manufacturing miles to a minimum, as our market continues to grow in the USA. Finally, naughtone offers a 'bring back' programme, where the client is able to return the product to our factory, where we will be happy to breakdown and recycle the parts for you.



FSC® certified products available upon request

naughtone offers PEFC certified products

Where sustainable sources are quoted, and a chain of custody is required by a customer this must be indicated on the purchase order to naughtone. A chain of custody requested after an order has been placed or delivered may be difficult to recover.

Figures stated in the Environmental product summary may vary based on model and options selected, we have based this document on a specific example when produced in the United Kingdom. Recycled content calculations are taken from supplier information and industry averages, material variables are likely to affect the figures which may result in higher or lower percentages.

This document will be reviewed and updated periodically and is subject to change without notice.



1 Design

Every aspect of the naughtone product ranges has been designed with the environment considered, from ethical material choice and production efficacy to storage efficiency and ease of disassembly.

Dense foam sets and resilient fabrics are selected for their longevity and effectiveness across sectors. Durable high quality finishes such as powder coated bases in a range of colours allow clients the freedom of finish options. Finish samples are available allowing clients to make informed decisions and retain to add to their finish libraries for future reference.

2 Raw Material

Local supply of raw materials is employed for the production of our products when possible, procured from suppliers that are quality inspected for extraction methods and meet the highest environmental standards.

3 Production

As many of our products are assembled by hand the energy expenditure wasted from machinery during the production process is kept to a minimum.

All fabrics are cut to ensure optimum efficiency with fabric usage and reduced waste consumption per unit.

All production sites have recycling facilities for any excess product that cannot be used elsewhere, which is then managed by a professional third party.

4 Distribution

Distribution of naughtone products generally occurs directly between the manufacturing site to the client. Production is localised when possible to the US or UK regions, reducing the carbon footprint and miles travelled for each product.

Many items are flat packed for delivery or shipped disassembled with efficient, minimised packaging; optimizing the transportation vessel space.

5 Usage

naughtone products do not require energy or water to function, thus no environmental exchange takes place and no waste is generated during the life of the product.

The only foreseeable need is the cleaning of the product for general maintenance. This includes regular vacuuming to remove dirt and dust particles on upholstery items, and using a dry or damp cloth to wipe non-upholstery items.

This is recommended for all products utilised under conditions of normal wear and is expected to have negligible environmental impacts.

6 End of Life

Although our products are durable and demonstrate timeless design, naughtone products are manufactured in such a way that they can be easily disassembled at the end of life and most of the componentry can be either recycled or re-used as applicable.

As a company we are also happy to accept the return of products, to help re-home or recycle furniture or components at the end of the products useful life.

UK Showroom

6 Bakers Yard
Clerkenwell
London EC1R3DD
T: +44 (0)20 389 22 788

US Showroom

Suite 11-88
222 Merchandise Mart Plaza
Floor 11
Chicago IL 60654

naughtone HQ

Knaresborough Tech Park
Manse Lane
Knaresborough HG5 8LF

T: +44 (0) 1423 816 500
E: sales@naughtone.com

www.naughtone.com