


# always

## Chair





## Design

Always' easy form has been designed to compliment any interior no matter what the style; the 5 different base options facilitate this even further. Always is meticulously proportioned to offer a positive back support with a comfortable enclosed feeling. The organic form of Always feels as good as it looks from every angle; it uses contemporary engineered foam techniques to provide the fine shape without compromising comfort and durability. Always has been engineered for beautiful upholstery whatever the fabric or leather.

## Technical

Always is upholstered over engineered foam with a steel frame core. There are 4 base options made from polyester powder coated steel, also available with a bright chrome finish. The timber base is constructed with tough oak moulded plywood and has a mild steel sub-frame.

\*All dimensions quoted are rounded to the nearest 5mm or nearest 1/2 inch.

## Sizes



**05**  
**ALCHBST4**  
 always chair  
 with white or black 4 leg base  
**metric (mm)**  
 W625 D595 H780 Seat 470  
**imperial (in)**  
 W24.5 D23.5 H30.5 Seat 18



**01**  
**ALCHBSL**  
 always chair  
 with white or black sled base  
**metric (mm)**  
 W625 D595 H780 Seat 470  
**imperial (in)**  
 W24.5 D23.5 H30.5 Seat 18



**03**  
**ALCHBSW**  
 always chair  
 with white or black swivel base  
**metric (mm)**  
 W625 D595 H780 Seat 470  
**imperial (in)**  
 W24.5 D23.5 H30.5 Seat 18



**04**  
**ALCHBCL**  
 always chair  
 with white or black cantilever base  
**metric (mm)**  
 W625 D610 H780 Seat 470  
**imperial (in)**  
 W24.5 D24 H30.5 Seat 18



**02**  
**ALCHBOAK**  
 always chair  
 with oak plywood base  
**metric (mm)**  
 W625 D595 H780 Seat 470  
**imperial (in)**  
 W24.5 D23.5 H30.5 Seat 18

## Base Finish Options



4 Leg Steel  
 Black Powder Coat  
 \*Chrome Finish  
 also available



4 Leg Steel  
 White Powder Coat  
 \*Chrome Finish  
 also available



Sled Base  
 Black Powder Coat  
 \*Chrome Finish  
 also available




Sled Base  
 White Powder Coat  
 \*Chrome Finish  
 also available



Swivel Base  
 Black Powder Coat  
 \*Chrome Finish  
 also available



Swivel Base  
 White Powder Coat  
 \*Chrome Finish  
 also available



Cantilever Base  
 Black Powder Coat  
 \*Chrome Finish  
 also available



Cantilever Base  
 White Powder Coat  
 \*Chrome Finish  
 also available



4 Leg Through Oak  
 Plywood Base

## Other Options



2 Tone Upholstery

Always chair designed by naughtone

### general manufacture description

The Always chair body is a moulded foam shape. This has an internal steel frame for structure and secure connection to the base. The shell is meticulously upholstered to ensure the cover will remain neatly tailored to the product.

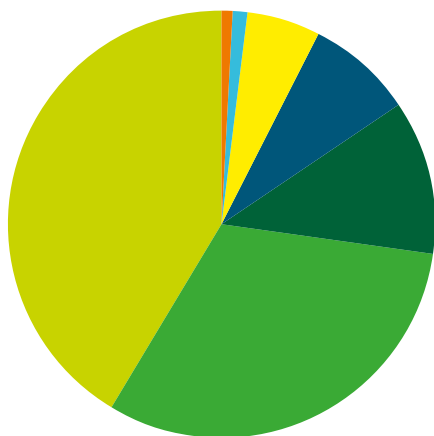
The Always 4 leg base is machine bent from mild steel tube and flat bar which is weld jointed together and polished by hand to a smooth surface. The base is then finished with either chrome plating or polyester powder coat. The Always seat and base are assembled together by hand using minimal fixings and can be easily disassembled if necessary.










### facts

- naughtone is FISP and ISO14001 certified
- 10.3kg Total weight
- 86.1% Recyclable (internal steel frame, base, foam, fixings & feet)
- 5.8% Compostable (plywood frame)
- 35.2% Recycled content (internal steel frame, base, chip foam & fixings)
- **121.3% Recycled & Recyclable content**

### contents



	Foam core (CMHR foam) - 41.9%
	Base (mild steel) - 32.1%
	Internal steel frame (mild steel) - 11.8%
	Fabric - 8.2%
	Internal plywood frame (beech ply) - 5.8%
	Feet (polypropylene) - <1%
	Fixings (mild steel) - <1%

### support

further information for all our products can be downloaded from the website [www.naughtone.com](http://www.naughtone.com).

\* where sustainable sources are quoted and a chain of custody is required by a customer - this must be indicated on the purchase order to naughtone. A chain of custody requested after an order has been placed or delivered may be difficult to recover.



Always chair designed by naughtone



### general manufacture description

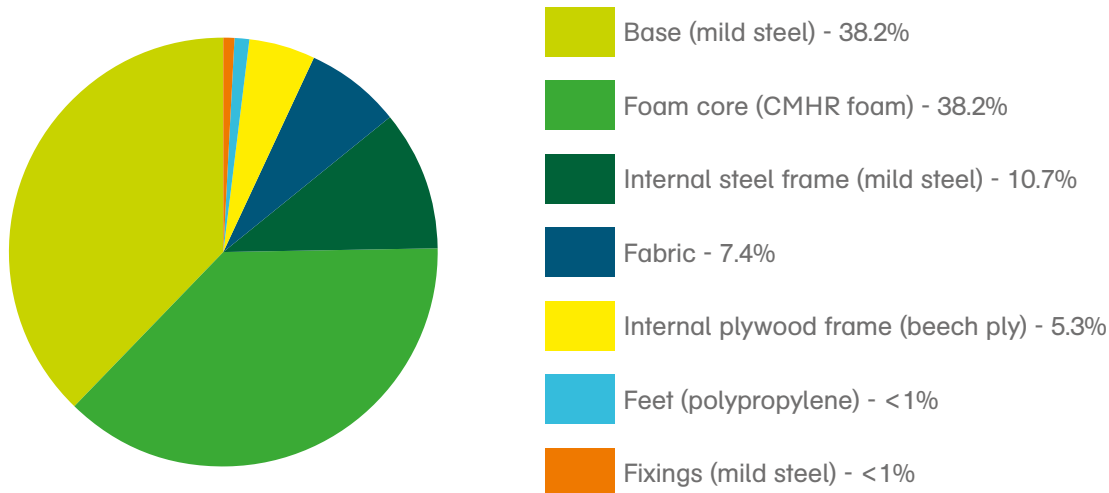
The Always chair body is a moulded foam shape. This has an internal steel frame for structure and secure connection to the base. The shell is meticulously upholstered to ensure the cover will remain neatly tailored to the product.

The Always cantilever base is machine bent from mild steel tube which is then weld jointed together and polished by hand to a smooth surface. The base is then finished with either chrome plating or polyester powder coat. The Always seat and base are assembled together by hand using minimal fixings and can be easily disassembled if necessary.

### facts

- naughtone is FISP and ISO14001 certified
- 11.3kg Total weight
- 87.3% Recyclable (internal steel frame, base, foam, fixings & feet)
- 5.3% Compostable (plywood frame)
- 37.5% Recycled content (internal steel frame, base, chip foam & fixings)
- **124.8% Recycled & Recyclable content**

### contents



### support

further information for all our products can be downloaded from the website [www.naughtone.com](http://www.naughtone.com).

\* where sustainable sources are quoted and a chain of custody is required by a customer - this must be indicated on the purchase order to naughtone. A chain of custody requested after an order has been placed or delivered may be difficult to recover.



Always chair designed by naughtone



### general manufacture description

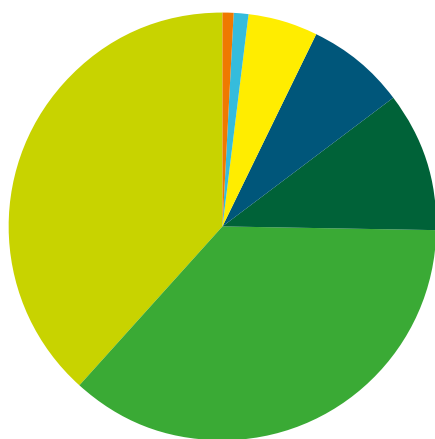
The Always chair body is a moulded foam shape. This has an internal steel frame for structure and secure connection to the base. The shell is meticulously upholstered to ensure the cover will remain neatly tailored to the product.

The Always sled base is machine bent from mild steel tube and flat bar which is weld jointed together and polished by hand to a smooth surface. The base is then finished with either chrome plating or polyester powder coat. The Always seat and base are assembled together by hand using minimal fixings and can be easily disassembled if necessary.

### facts

- naughtone is FISP and ISO14001 certified
- 11.1kg Total weight
- 87.1% Recyclable (internal steel frame, base, foam, fixings & feet)
- 5.4% Compostable (plywood frame)
- 37.1% Recycled content (internal steel frame, base, chip foam & fixings)
- **124.2% Recycled & Recyclable content**

### contents



- Foam core - 38.9%
- Base (mild steel) - 37.1%
- Internal steel frame (mild steel) - 10.8%
- Fabric - 7.6%
- Internal plywood frame (beech ply) - 5.4%
- Feet (polypropylene) - < 1%
- Fixings (mild steel) - < 1%

### support

further information for all our products can be downloaded from the website [www.naughtone.com](http://www.naughtone.com).

\* where sustainable sources are quoted and a chain of custody is required by a customer - this must be indicated on the purchase order to naughtone. A chain of custody requested after an order has been placed or delivered may be difficult to recover.





Always chair designed by naughtone

### general manufacture description

The Always chair body is a moulded foam shape. This has an internal steel frame for structure and secure connection to the base. The shell is meticulously upholstered to ensure the cover will remain neatly tailored to the product.

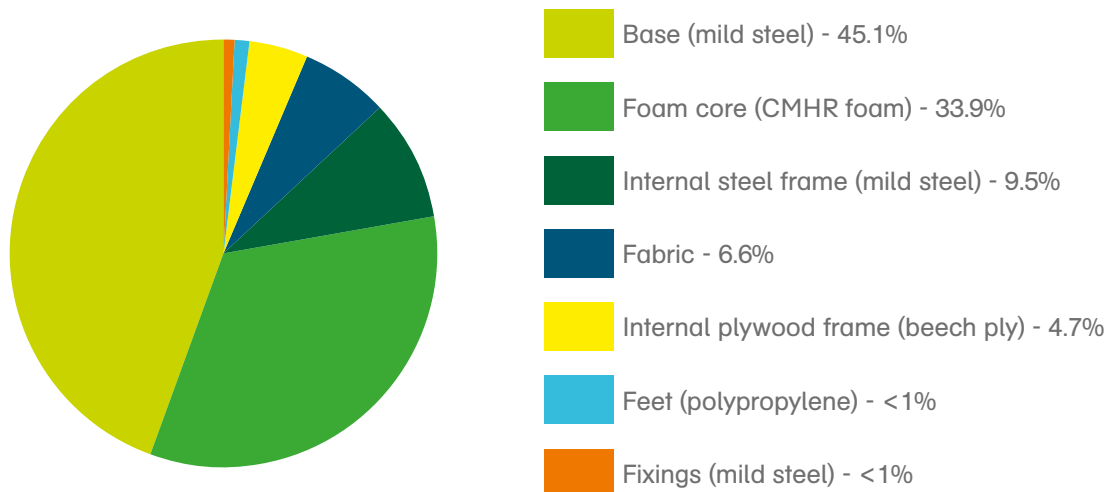
The Always chair swivel base is cut from mild steel plate and mild steel tubing. A separate swivel mechanism is pressed into the top of the tube before the top plate is attached. The base is then finished with either chrome plating or polyester powder coat. The components can be separated with hand tools for end of life recycling.

### facts

- naughtone is FISP and ISO14001 certified
- 12.7kg Total weight
- 88.7% Recyclable (internal steel frame, base, foam, fixings & feet)
- 4.7% Compostable (plywood frame)
- 40.2% Recycled content (internal steel frame, base, chip foam & fixings)
- **128.9% Recycled & Recyclable content**



### contents



### support

further information for all our products can be downloaded from the website [www.naughtone.com](http://www.naughtone.com).

\* where sustainable sources are quoted and a chain of custody is required by a customer - this must be indicated on the purchase order to naughtone. A chain of custody requested after an order has been placed or delivered may be difficult to recover.



Always chair designed by naughtone



### general manufacture description

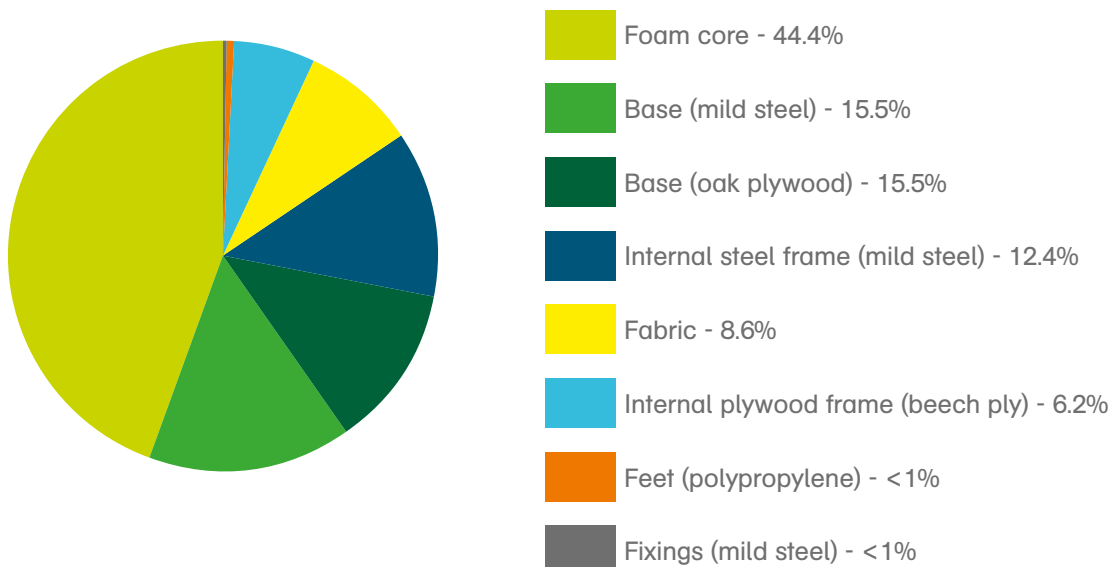
The Always chair body is a moulded foam shape. This has an internal steel frame for structure and secure connection to the base. The shell is meticulously upholstered to ensure the cover will remain neatly tailored to the product.

The timber base is constructed with ply laminated solid Oak. The timber is sealed with spray matt lacquer. The Always seat and base are assembled together by hand using minimal fixings and can be easily disassembled if necessary.

### facts

- naughtone is FISP and ISO14001 certified
- 9.68kg Total weight
- 72.3% Recyclable (steel frame, base, foam, fixings, & feet)
- 21.7% Compostable (plywood frame & base)
- 17% Recycled content (steel frame, chip foam & fixings)
- **21.7% Reuseable content**
- **89.3% Recycled & Recyclable content**

### contents



### support

further information for all our products can be downloaded from the website [www.naughtone.com](http://www.naughtone.com).

\* where sustainable sources are quoted and a chain of custody is required by a customer - this must be indicated on the purchase order to naughtone. A chain of custody requested after an order has been placed or delivered may be difficult to recover.

