

Hatch Modular Seating

A sharp-looking seating range for spaces large and small.



Effortless to configure and packed with personality, Hatch is a versatile seating range that slots in anywhere.

Core Features

- Upholstery available in multiple fabrics.
- Specify legs in wood or 16 standard RAL colours.
- 10 year warranty.
- Global take-back programme.

Designed by NaughtOne

Colours
















NaughtOne RAL palette








Enquire about this product at www.naughtone.com

Sizes

All dimensions quoted are rounded to the nearest 5 mm or nearest 1/2 inch

 HAT1ST Hatch Single Stool w510 d510 h410 seat 410 (mm) w20 d20 h16 seat 16 (in)	 HAT2BEN Hatch 2 Seat Bench w1020 d510 h410 seat 410 (mm) w40 d20 h16 seat 16 (in)	 HAT3BEN Hatch 3 Seat Bench w1530 d510 h410 seat 410 (mm) w60 d20 h16 seat 16 (in)	 HAT1NA Hatch Chair No Arms w510 d690 h685 seat 410 (mm) w20 d27 h27 seat 16 (in)
 HAT11A Hatch Corner Chair 1 Arm w690 d690 h685 seat 410 (mm) w27 d27 h27 seat 16 (in)	 HAT12A Hatch Chair 2 Arms w870 d690 h685 seat 410 (mm) w34.5 d27 h27 seat 16 (in)	 HAT2NA Hatch 2 Seater No Arms w1020 d690 h685 seat 410 (mm) w40 d27 h27 seat 16 (in)	 HAT2RA Hatch 2 Seater Right Arm w1200 d690 h685 seat 410 (mm) w47 d27 h27 seat 16 (in)
 HAT2LA Hatch 2 Seater Left Arm w1200 d690 h685 seat 410 (mm) w47 d27 h27 seat 16 (in)	 HAT22A Hatch 2 Seater 2 Arms w1380 d690 h685 seat 410 (mm) w54.5 d27 h27 seat 16 (in)	 HAT3NA Hatch 3 Seater No Arms w1530 d690 h685 seat 410 (mm) w60 d27 h27 seat 16 (in)	 HAT3RA Hatch 3 Seater Right Arm w1710 d690 h685 seat 410 (mm) w67.5 d27 h27 seat 16 (in)
 HAT3LA Hatch 3 Seater Left Arm w1710 d690 h685 seat 410 (mm) w67.5 d27 h27 seat 16 (in)	 HAT32A Hatch 3 Seater 2 Arms w1890 d690 h685 seat 410 (mm) w74.5 d27 h27 seat 16 (in)	 HATSYMTREC Hatch/Symbol Table w690 d510 h410 (mm) w27 d20 h16 (in)	

Leg Options

 White/black steel legs Standard	 RAL powder coated legs NaughtOne colours	 Solid oak legs	 Solid walnut legs	 Two tone See price list for details
---	---	---	--	--

Other Options

Structural Testing Certifications

HAT12A Hatch Chair 2 Arms BS EN 16139:2013, Level 1 Static Load 160 kg	HAT2LA Hatch 2 Seater Left Arm BS EN 16139:2013, Level 1 Static Load 320 kg	HAT3NA Hatch 3 Seater No Arms BS EN 16139:2013, Level 1 Static Load 480 kg
--	---	--

Product Sustainability Statement

Hatch Modular seating is available in a range of sizes, configurations and finishes, but for the purpose of this document we have a specific example from the range: Hatch 2 seater 2 arms with steel legs.

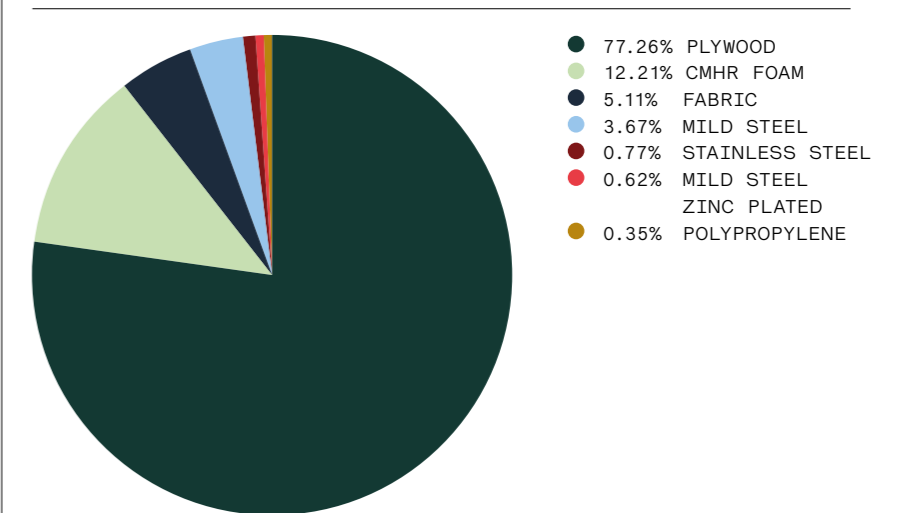
Recyclable Content



Recycled Content



Material Percentage Split



Environmental Attributes

- NaughtOne is FISP and ISO14001 certified
- NaughtOne is FSC® certified (FSC® C134222)
- 43 kg total weight
- 17.6% Recyclable (foam, legs, fixings and feet)
- 77.3% Reusable (frame)
- SCS Indoor Advantage™ Gold ANSI/BIFMA Furniture Emissions Standard (M7.1/X7.1-2011 R2021) and ANSI/BIFMA e-3-2019 (Credits 7.6.1, 7.6.2, 7.6.3)

These attributes can help you to achieve criteria towards LEED, BREEAM, Ska and WELL building certifications.

Flammability

The cold cure foam material has been tested to meet the following standards:

- British standard: 5852:2006 Part 2
- California Technical Bulletin: 117-2013
- Italian standard: UNI 9175-CLASS 1.IM

The flammability standard of the covering fabric is dependent on the choice made by the customer. Details of the flammability rating of specific fabrics can be found on supplier websites.