

# Tun Table

The Centre of the Conversation.

The Tun Coffee and Side Tables feature a strong silhouette and work as a versatile blank canvas that allows them to shine in any environment.



## Core Features

Available in three sizes & three heights.  
Range of tabletop options.  
16 hues for the steel base, and an array of textiles  
to customise the upholstered base.  
10-year warranty.

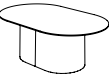
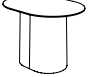
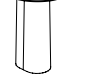
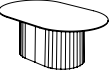
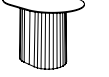

Designed by NaughtOne

Enquire about this product at  
[www.naughtone.com](http://www.naughtone.com)







Sizes




All dimensions quoted are rounded to the nearest 5 mm or nearest 1/2 inch

		
NOTUN920UP	NOTUN620UP	NOTUN420UP
Tun 920 Coffee Table Upholstered Base w920 d565 h350 (mm) weight 15.1 kg w36 d22 h14 (in) weight 33.3 lb	Tun 620 Side Table Upholstered Base w620 d450 h450 (mm) weight 11.4 kg w24.5 d17.5 h18 (in) weight 25.1 lb	Tun 420 Side Table Upholstered Base w420 d340 h550 (mm) weight 9.2 kg w16.5 d13.5 h21.5 (in) weight 20.3 lb
		
NOTUN920ST	NOTUN620ST	NOTUN420ST
Tun 920 Coffee Table Steel Base w920 d565 h350 (mm) weight 14.8 kg w36 d22 h14 (in) weight 32.6 lb	Tun 620 Side Table Steel Base w620 d450 h450 (mm) weight 9.7 kg w24.5 d17.5 h18 (in) weight 21.4 lb	Tun 420 Side Table Steel Base w420 d340 h550 (mm) weight 6.9 kg w16.5 d13.5 h21.5 (in) weight 15.2 lb

Top Options

			
Black / white MFMDf with referse chamfer, polished MDF edge	Forbolino with reverse chamfer, polished MDF edge	Oak veneer with reverse chamfer, polished MDF edge	Walnut veneer with reverse chamfer, polished MDF edge

Base Options

		
Black / white base	NaughtOne RAL powder coated base	Upholstered base

NaughtOne RAL Palette



Testing

Structural Testing  
Certifications

NOTUN420ST
Tun 420 Side Table Steel Base BS EN 15372:2016, Level 2 Static Load 120 kg
NOTUN620UP
Tun 620 Side Table Upholstered Base Static Load 125 lb
NOTUN920ST
Tun 920 Coffee Table Steel Base Static Load 125 lb
NOTUN420ST
Tun 420 Side Table Steel Base Static Load 125 lb
ENTIRE COLLECTION
ANSI/BIFMA X5.5-2021 Desk and Table Products

10 year  
warranty

Our decade-long warranty is proof of our commitment to robust engineering and durable design, built on our belief that long-lasting products are essential to sustainable business practice.

Product Sustainability Statement


The Tun Table is available in a range of sizes and finishes but for the purpose of this document we have a specific example from the range: Tun 920 Coffee Table with steel base and oak top.

All figures use UK-based industrial manufacturing data. The kg CO<sub>2</sub>e calculations are based on the cradle-to-gate phases of a Life Cycle Assessment at NaughtOne's factory in Elland, UK.

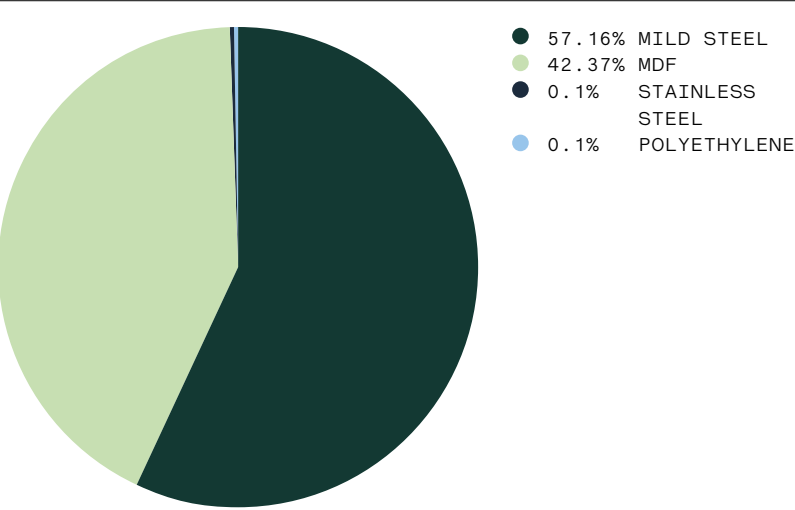
Recyclable Content



Recycled Content



Material Percentage Split




Environmental Attributes

- NaughtOne is FISP and ISO14001 certified
- FSC® certified products available upon request (FSC® C134222)
- 15 kg total weight
- 57.6% Recyclable
- 42.4% Reusable
- SCS Indoor Advantage™ Gold ANSI/BIFMA Furniture Emissions Standard (M7.1/X7.1-2011 R2021) and ANSI/BIFMA e-3-2019 (Credits 7.6.1, 7.6.2, 7.6.3)

These attributes can help you to achieve criteria towards LEED, BREEAM, Ska and WELL building certifications.

Life Cycle Assessment

	Category	Emissions (kg CO <sub>2</sub> e)
	Raw materials	27.35
	Energy consumption	0.32
	Waste	0.09
	Upstream transportation	0.2
	CRADLE TO GATE	27.96