

# fold

## Steel Leg Table



### About Fold

Strong and elegant, the Fold range is carefully proportioned to provide a simple and customisable surface. Taking its name from the folded steel frame, Fold is a low statement product that can be used with any chair or bench.

### Compliance


- SCS Indoor Advantage™ Gold Certificate
- FSC®certified products available upon request
- naughtone is FISP and ISO14001 certified
- Our tables are designed to meet or exceed all EN performance requirements per BS EN 15372:2016

### Sizes


All dimensions quoted are rounded to the nearest 5mm or nearest 1/2 inch

|   |   |   |
|---|---|---|
|   |   |   |
| <b>FLD12D</b><br>Fold 1200 Circular Table<br>mm Dia 1200 D 800 H 750<br>inch Dia 47.5 H 29.5      | <b>FLD14D</b><br>Fold 1400 Circular Table<br>mm Dia 1400 D 800 H 750<br>inch Dia 55 H 29.5                | <b>FLD16D</b><br>Fold 1600 Circular Table<br>mm Dia 1600 D 800 H 750<br>inch Dia 63 H 29.5                |
|   |   |   |
| <b>FLD16X8</b><br>Fold 1600 x 800 Table<br>mm W 1600 D 800 H 750<br>inch W 63 D 31.5 H 29.5       | <b>FLD18X8</b><br>Fold 1800 x 800 Table<br>mm W 1800 D 800 H 750<br>inch W 71 D 31.5 H 29.5               | <b>FLD20X9</b><br>Fold 2000 x 900 Table<br>mm W 2000 D 900 H 750<br>inch W 79 D 35.5 H 29.5               |
|   |   |   |
| <b>FLD22X9</b><br>Fold 2200 x 900 Table<br>mm W 2200 D 900 H 750<br>inch W 87 D 35.5 H 29.5       | <b>FLD24X10</b><br>Fold 2400 x 1000 Table<br>mm W 2400 D 1000 H 750<br>inch W 94.5 D 39 H 29.5            | <b>FLD24X12</b><br>Fold 2400 x 1200 Table<br>mm W 2400 D 1200 H 750<br>inch W 94.5 D 47.5 H 29.5          |
|   |   |   |
| <b>FLD28</b><br>Fold 6 Leg Table 2800<br>mm W 2800 D 1200 H 750<br>inch W 110 D 47.5 H 29.5       | <b>FLD32</b><br>Fold 6 Leg Table 3200<br>mm W 3200 D 1200 H 750<br>inch W 126 D 47.5 H 29.5               |   |
|   |   |   |
| <b>FLD16BH</b><br>Fold Bar Height Table 1600<br>mm W 1600 D 800 H 1000<br>inch W 63 D 31.5 H 39.5 | <b>FLD18BH</b><br>Fold Bar Height Table 1800<br>mm W 1800 D 800 H 1000<br>inch W 71 D 31.5 H 39.5         | <b>FLD20BH</b><br>Fold Bar Height Table 2000<br>mm W 2000 D 900 H 1000<br>inch W 79 D 35.5 H 39.5         |
|   |   |   |
| <b>FLD22BH</b><br>Fold Bar Height Table 2200<br>mm W 2200 D 900 H 1000<br>inch W 87 D 35.5 H 39.5 | <b>FLD28BH</b><br>Fold 6 Leg Bar Height Table 2800<br>mm W 2800 D 1200 H 1000<br>inch W 110 D 47.5 H 39.5 | <b>FLD32BH</b><br>Fold 6 Leg Bar Height Table 3200<br>mm W 3200 D 1200 H 1000<br>inch W 126 D 47.5 H 39.5 |

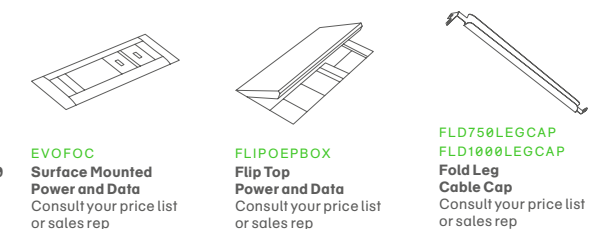
### Base Finishes



### Top Options



### Power and Data Options



### NaughtOne RAL Colours






















# Fold Table Technical Specifications

## Testing

Our tables are designed to meet or exceed all EN performance requirements per **EN 15372:2008**, which includes the following tests:

- Edges of top rounded or chamfered, no burrs or sharp edges
- Shall not be possible for load bearing parts to come loose unintentionally
- Shear and squeeze points during use
- Stability under vertical force – Main surface
- Horizontal static load – High
- Vertical static load
- Horizontal fatigue
- Vertical impact for tables without glass

## Structural Testing Certifications

### **FLD850D**

Fold 850dia cafe table

**BS EN 15372:2008, Level 2**

Static load 120kg



## Servicing

If a component is damaged and needs replacing then please email our team with an image of the damaged part and reference your order number, we will be happy to facilitate any replacements.



## Warranty

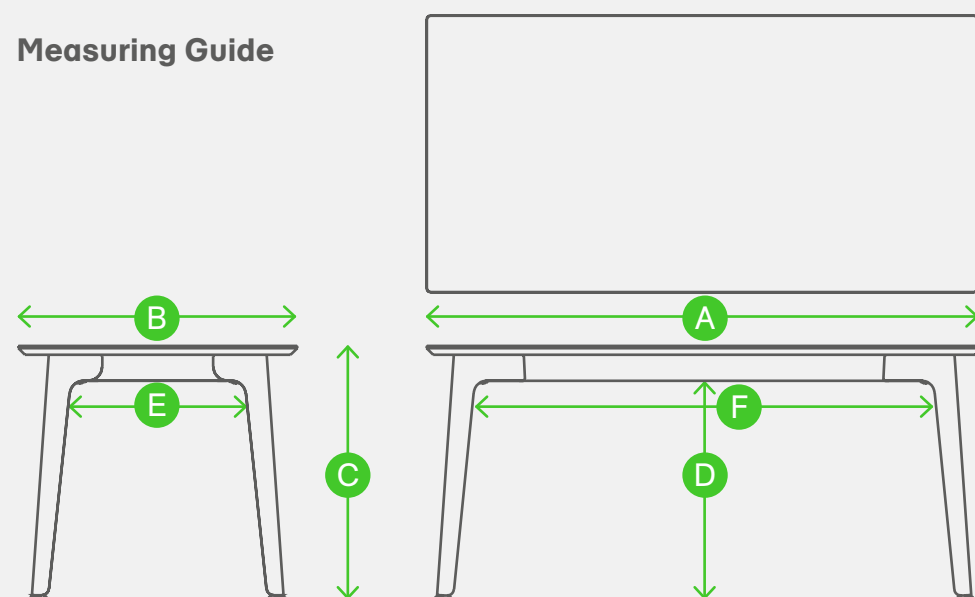
naughtone offers a **10 Year** warranty across all products. Details on the terms and conditions of naughtones warranty can be found at [naughtone.com/warranty](https://naughtone.com/warranty)

## Fold Standard Table Technical Specifications




| Product Code and Description<br><small>All dimensions quoted are rounded to the nearest 5mm or nearest 1/2 inch</small> | A Overall Width    | B Overall Depth    | C Overall Height  | D From Floor to Beam | E Distance between Legs (front) | F Distance between Legs (side) | G Weight              |
|---|--------------------|--------------------|-------------------|----------------------|---------------------------------|--------------------------------|-----------------------|
| <b>12</b> <b>FLD12D</b><br>Fold Table 1200 Circular   | 1200 mm<br>47.5 in | 1200 mm<br>47.5 in | 750 mm<br>29.5 in | 625 mm<br>24.5 in    | 670 mm<br>26.5 in               | 670 mm<br>26.5 in              | 54.3 kg<br>119.7 lbs  |
| <b>13</b> <b>FLD14D</b><br>Fold Table 1400 Circular   | 1400 mm<br>55 in   | 1400 mm<br>55 in   | 750 mm<br>29.5 in | 625 mm<br>24.5 in    | 870 mm<br>34.5 in               | 870 mm<br>34.5 in              | 65.8 kg<br>145.1 lbs  |
| <b>14</b> <b>FLD16D</b><br>Fold Table 1600 Circular   | 1600 mm<br>63 in   | 1600 mm<br>63 in   | 750 mm<br>29.5 in | 625 mm<br>24.5 in    | 1070 mm<br>42.5 in              | 1070 mm<br>42.5 in             | 74.5 kg<br>164 lbs    |
| <b>15</b> <b>FLD16X8</b><br>Fold Table 1600 x 800   | 1600 mm<br>63 in   | 800 mm<br>31.5 in  | 750 mm<br>29.5 in | 625 mm<br>24.5 in    | 505 mm<br>20 in                 | 1330 mm<br>52.5 in             | 62.3 kg<br>137.3 lbs  |
| <b>16</b> <b>FLD18X8</b><br>Fold Table 1800 x 800   | 1800 mm<br>71 in   | 800 mm<br>31.5 in  | 750 mm<br>29.5 in | 625 mm<br>24.5 in    | 505 mm<br>20 in                 | 1530 mm<br>60 in               | 66.5 kg<br>146.6 lbs  |
| <b>17</b> <b>FLD20X9</b><br>Fold Table 2000 x 900   | 2000 mm<br>79 in   | 900 mm<br>35.5 in  | 750 mm<br>29.5 in | 625 mm<br>24.5 in    | 605 mm<br>24 in                 | 1730 mm<br>68 in               | 80.5 kg<br>177.5 kg   |
| <b>18</b> <b>FLD22X9</b><br>Fold Table 2200 x 900   | 2200 mm<br>87 in   | 900 mm<br>35.5 in  | 750 mm<br>29.5 in | 625 mm<br>24.5 in    | 905 mm<br>35.5 in               | 1730 mm<br>68 in               | 85 kg<br>187.4 lbs    |
| <b>19</b> <b>FLD24X10</b><br>Fold Table 2400 x 1000   | 2400 mm<br>95 in   | 1000 mm<br>39 in   | 750 mm<br>29.5 in | 625 mm<br>24.5 in    | 705 mm<br>28 in                 | 2130 mm<br>84 in               | 98 kg<br>216.1 lbs    |
| <b>20</b> <b>FLD24X12</b><br>Fold Table 2400 x 1200   | 2400 mm<br>95 in   | 1200 mm<br>47.5 in | 750 mm<br>29.5 in | 625 mm<br>24.5 in    | 905 mm<br>35.5 in               | 2130 mm<br>84 in               | 105.4 kg<br>232.4 lbs |

### Measuring Guide

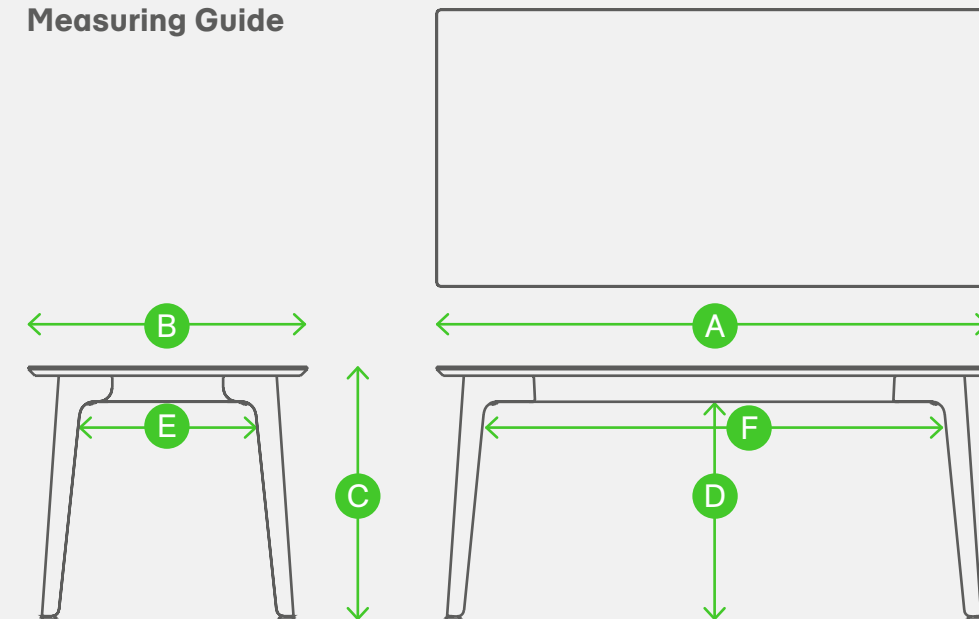


## Fold Multi-leg and Bar height Table Technical Specifications



| Product Code and Description<br><small>All dimensions quoted are rounded to the nearest 5mm or nearest 1/2 inch</small> | A Overall Width   | B Overall Depth    | C Overall Height   | D From Floor to Beam | E Distance between Legs (front) | F Distance between Legs (side) | G Weight             |
|---|-------------------|--------------------|--------------------|----------------------|---------------------------------|--------------------------------|----------------------|
| <b>21</b> <b>FLD28</b><br>Fold 6 Leg Table 2800   | 2800 mm<br>110 in | 1200 mm<br>47.5 in | 750 mm<br>29.5 in  | 505 mm<br>20 in      | 905 mm<br>35.5 in               | 2520 mm<br>99 in               | 126 kg<br>277 lb     |
| <b>22</b> <b>FLD32</b><br>Fold 6 Leg Table 3200   | 3200 mm<br>126 in | 1200 mm<br>47.5 in | 750 mm<br>29.5 in  | 505 mm<br>20 in      | 905 mm<br>35.5 in               | 3020 mm<br>115 in              | 183 kg<br>425 lb     |
| <b>23</b> <b>FLD16BH</b><br>Fold Bar Height Table 1600  | 1600 mm<br>63 in  | 800 mm<br>31.5 in  | 1000 mm<br>39.5 in | 875 mm<br>34.5 in    | 505 mm<br>20 in                 | 1330 mm<br>52.5 in             | 70 kg<br>154.5 lbs   |
| <b>24</b> <b>FLD18BH</b><br>Fold Bar Height Table 1800  | 1800 mm<br>71 in  | 800 mm<br>31.5 in  | 1000 mm<br>39.5 in | 875 mm<br>34.5 in    | 505 mm<br>20 in                 | 1530 mm<br>60 in               | 74 kg<br>163 lbs     |
| <b>25</b> <b>FLD20BH</b><br>Fold Bar Height Table 2000  | 2000 mm<br>79 in  | 900 mm<br>35.5 in  | 1000 mm<br>39.5 in | 625 mm<br>24.5 in    | 505 mm<br>20 in                 | 1530 mm<br>60 in               | 88.1 kg<br>194 lbs   |
| <b>26</b> <b>FLD22BH</b><br>Fold Bar Height Table 2200  | 2200 mm<br>87 in  | 900 mm<br>35.5 in  | 1000 mm<br>39.5 in | 875 mm<br>34.5 in    | 605 mm<br>24 in                 | 1730 mm<br>68 in               | 92.7 kg<br>204.5 lbs |
| <b>27</b> <b>FLD28X12BH</b><br>Fold 6 Leg Bar Height Table 2800   | 2800 mm<br>110 in | 1200 mm<br>47.5 in | 1000 mm<br>39.5 in | 875 mm<br>34.5 in    | 905 mm<br>35.5 in               | 2520 mm<br>99 in               | 132 kg<br>291.0 lbs  |
| <b>28</b> <b>FLD32X12BH</b><br>Fold 6 Leg Bar Height Table 3200   | 3200 mm<br>126 in | 1200 mm<br>47.5 in | 1000 mm<br>39.5 in | 875 mm<br>34.5 in    | 905 mm<br>35.5 in               | 3020 mm<br>115 in              | 189 kg<br>416.5 lbs  |

### Measuring Guide





# Fold Table Environmental Product Summary



## Environment attributes

- naughtone is **FISP** and **ISO14001** certified
- naughtone is **FSC®** certified
- **62.3kg** total weight (Fold table 1600x800)
- **33.6% Recyclable**(frame, fixings and feet)
- **66.4% Resuable** (top)
- **37% Post Consumer Recycled content** (top, frame and fixings)
- Packaging: **83.5%** recycled cardboard 16.5% virgin fibre and protective biodegradable bubble wrap
- **Indoor Advantage™ Gold** ANSI/BIFMA Furniture Emissions Standard (M7.1/X7.1-2011 R2016) and ANSI/BIFMA e-3-2014e (Credits 7.6.1, 7.6.2, 7.6.3)

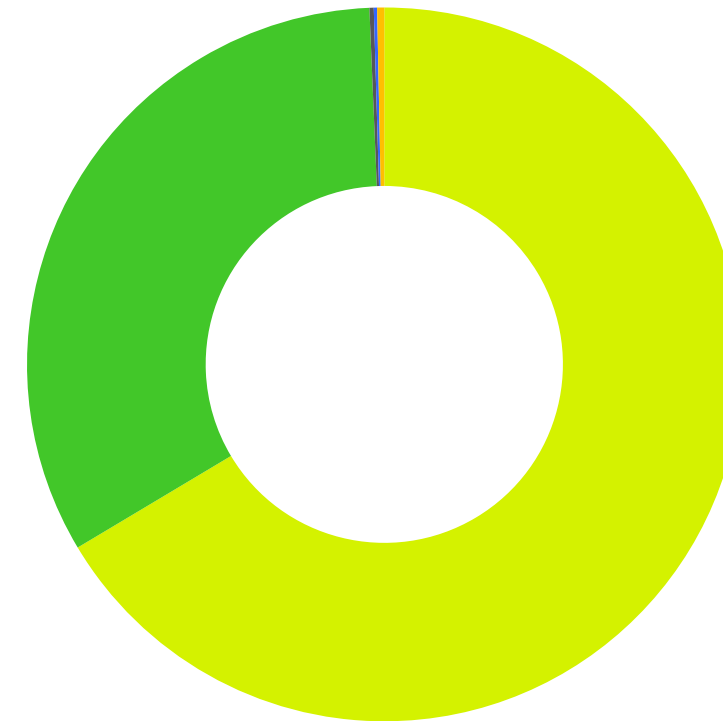
These attributes can help you to achieve criteria towards **LEED, BREEAM, Ska** and **WELL** building certifications



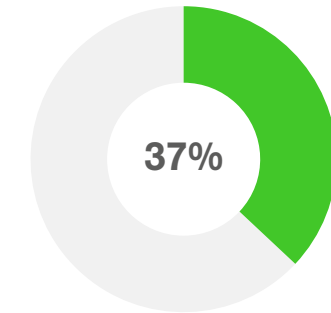
# Fold Table Environmental Product Summary

## Material Percentage Split

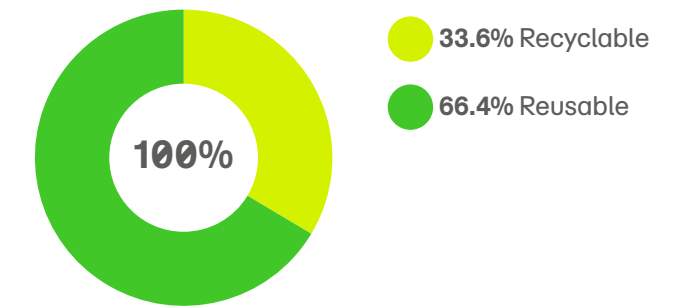
- 66.42% MF MDF
- 0.32% Stainless Steel
- 32.91% Mild Steel
- 0.19% Mild Steel Zinc Plated
- 0.15% Polypropylene



## Post Consumer Recycled Content



## Recyclable Content



## Product Specific Design Statement

The Fold table and bench is available in a range of sizes and finishes but for this document we have a specific example from the range:

### Fold Table 1600x800 with a white MF MDF top

The Fold table frame is made from laser cut, folded mild steel with the individual laser cut components being folded allowing for minimal additional welding. The frame is supplied un-assembled for bolt together construction.

The top and frame are assembled together by hand using minimal fixings and can be easily disassembled if necessary.

The frame components are finished with a zinc primed polyester powder coat.

The table top is CNC cut from white Melamine Faced Medium-density fibreboard, with the raw edge polished and finished with a hard-wearing spray lacquer.

## CSR Statement

naughtone has always considered the environment throughout our design and manufacturing process. We understand that as we continue to grow, so does our potential impact on our surroundings. As most of our raw materials are simple, we have great control over their sources, and are proud to be able to offer **FSC®certified** upholstered products and use recycled metals in our table ranges. The addition of our North American manufacturing provision also helps to keep manufacturing miles to a minimum, as our market continues to grow in the USA. Finally, naughtone offers a 'bring back' programme, where the client is able to return the product to our factory, where we will be happy to breakdown and recycle the parts for you.

Where sustainable sources are quoted, and a chain of custody is required by a customer this must be indicated on the purchase order to naughtone. A chain of custody requested after an order has been placed or delivered may be difficult to recover.

Figures stated in the Environmental product summary may vary based on model and options selected, we have based this document on a specific example when produced in the United Kingdom. Recycled content calculations are taken from supplier information and industry averages, material variables are likely to affect the figures which may result in higher or lower percentages.

This document will be reviewed and updated periodically and is subject to change without notice.



FSC® certified products available upon request



naughtone offers PEFC certified products







## 1 Design

Every aspect of the naughtone product ranges has been designed with the environment considered, from ethical material choice and production efficacy to storage efficiency and ease of disassembly.

Dense foam sets and resilient fabrics are selected for their longevity and effectiveness across sectors. Durable high quality finishes such as powder coated bases in a range of colours allow clients the freedom of finish options. Finish samples are available allowing clients to make informed decisions and retain to add to their finish libraries for future reference.

## 2 Raw Material

Local supply of raw materials is employed for the production of our products when possible, procured from suppliers that are quality inspected for extraction methods and meet the highest environmental standards.

## 3 Production

As many of our products are assembled by hand the energy expenditure wasted from machinery during the production process is kept to a minimum.

All fabrics are cut to ensure optimum efficiency with fabric usage and reduced waste consumption per unit.

All production sites have recycling facilities for any excess product that cannot be used elsewhere, which is then managed by a professional third party.

## 4 Distribution

Distribution of naughtone products generally occurs directly between the manufacturing site to the client. Production is localised when possible to the US or UK regions, reducing the carbon footprint and miles travelled for each product.

Many items are flat packed for delivery or shipped disassembled with efficient, minimised packaging; optimizing the transportation vessel space.

## 5 Usage

naughtone products do not require energy or water to function, thus no environmental exchange takes place and no waste is generated during the life of the product.

The only foreseeable need is the cleaning of the product for general maintenance. This includes regular vacuuming to remove dirt and dust particles on upholstery items, and using a dry or damp cloth to wipe non-upholstery items.

This is recommended for all products utilised under conditions of normal wear and is expected to have negligible environmental impacts.

## 6 End of Life

Although our products are durable and demonstrate timeless design, naughtone products are manufactured in such a way that they can be easily disassembled at the end of life and most of the componentry can be either recycled or re-used as applicable.

As a company we are also happy to accept the return of products, to help re-home or recycle furniture or components at the end of the products useful life.

### UK Showroom

6 Bakers Yard  
Clerkenwell  
London EC1R3DD  
T: +44 (0)20 389 22 788

### US Showroom

Suite 11-88  
222 Merchandise Mart Plaza  
Floor 11  
Chicago IL 60654

### naughtone HQ

Knaresborough Tech Park  
Manse Lane  
Knaresborough HG5 8LF

T: +44 (0) 1423 816 500  
E: sales@naughtone.com

[www.naughtone.com](http://www.naughtone.com)