

Polly Chair & Stool

Everyday versatility.

The everyday chair takes a playful tone with Polly. Available as a side chair, meeting chair or stool, Polly adds just the right touch of fun and function to flexible, collaborative seating used for auditoriums, hospitality, education and public spaces.



This playful chair comes in an array of 10 diverse colours that will personalise any space: from bright and punchy to more classic tonal choices, all featuring 100% recyclable materials.

Named after its polypropylene seat shell, Polly enables users to enjoy a comfortable sit whether it's in a coffee shop, a collaboration zone, lecture hall or meeting room.



Product Specification

Base Options



Black / white /
chrome
4 leg base
Standard



RAL powder
coated
4 leg base
NaughtOne
Colours



Black / white /
chrome
sled base
Standard



RAL powder
coated
sled base
NaughtOne
Colours



Solid oak dowel
base



Solid walnut
dowel base



Black / white /
polished
4 star base



RAL powder
coated
4 star base
NaughtOne
Colours



Black / white /
polished
5 star base



RAL powder
coated
5 star base
NaughtOne
Colours

Other Options



Seatpad



5 star base gas
lift mechanism

Shell Colours

NaughtOne RAL palette



Base Colours

NaughtOne RAL palette



Compliance

- FSC® certified products available upon request
- NaughtOne is FISP and ISO14001 certified
- Our seating is designed to meet or exceed all EN performance requirements as per BS EN 16139:2013

Resources

3D visualisation models, 2D DWG and Revit files are available for all NaughtOne products. Download the files from our website: www.naughtone.com

All images shown here and many others can be downloaded from www.naughtone.com or request a link to our Dropbox account.



Polly is a truly adaptable chair that's at home in many environments.

Sizes

All dimensions quoted are rounded to the nearest 5 mm or nearest 1/2 inch



POLLYCHB4L

Polly Chair
4 Leg Base
w513 d530 h785
seat 450 (mm)
w20 d21 h31
seat 17.5 (in)



POLLYCHBDL

Polly Chair
Dowel Base
w505 d530 h785
seat 450 (mm)
w20 d21 h31
seat 17.5 (in)



POLLYCHBSL

Polly Chair
Sled Base
w524 d530 h785
seat 450 (mm)
w20.5 d21 h31
seat 17.5 (in)



POLLYCHSB4L

Polly Counter Height
Stool 4 Leg Base
w568 d536 h1005
seat 650 (mm)
w22.5 d21 h39.5
seat 25.5 (in)



POLLYBSB4L

Polly Barstool
4 Leg Base
w568 d536 h1105
seat 735 (mm)
w22.5 d21 h43.5
seat 29 (in)



POLLYCHSBSL

Polly Counter Height
Stool Sled Base
w565 d565 h1005
seat 650 (mm)
w22.5 d22.5 h39.5
seat 25.5 (in)



POLLYBSBSL

Polly Barstool
Sled Base
w565 d565 h1100
seat 735 (mm)
w22.5 d22.5 h43.5
seat 29 (in)



POLLYCH4S

Polly Chair
4 Star Base
With Auto Return
w500 d530 h785
seat 450 (mm)
w19.5 d21 h31
seat 17.5 (in)



POLLYACH4S

Polly Armchair
4 Star Base
With Auto Return
w500 d530 h785
seat 450 (mm)
w19.5 d21 h31
seat 17.5 (in)



POLLYCH5S

Polly Chair
5 Star Base
w635 d530 h785
seat 450 (mm)
w25 d21 h31
seat 17.5 (in)



POLLYACH5S

Polly Armchair
5 Star Base
w635 d530 h785
seat 450 (mm)
w25 d21 h31
seat 17.5 (in)



POLLYACH5S

Polly Armchair
5 Star Base with
Gas Lift Mechanism
w635 d530 h785-885
seat 450-550 (mm)
w25 d21 h31-35
seat 17.5-21.5 (in)

Technical Specification



Testing

Our chairs are designed to meet or exceed all EN performance requirements as per BS EN 16139:2013, which includes the following tests:

- Seat and back static load test
- Seat front edge static load test
- Vertical static load on back
- Foot rest and leg rest static load test
- Arm sideways static load test
- Arm downwards static load test
- Vertical upwards static load on arm rests
- Seat and back durability test
- Seat front edge durability test
- Leg forward static load test
- Leg sideways static load test
- Seat impact test
- Back impact test
- Arm impact test

Servicing

If a component is damaged, we will be happy to facilitate any replacements that are required. Please email our team with an image of the damaged part and reference your order number.

Warranty

NaughtOne offers a 10-year warranty across all products. Details on the terms and conditions of NaughtOne's warranty can be found at www.naughtone.com/warranty

Structural Testing Certifications

POLLYCHB4L

Polly Chair 4 Leg Base
BS EN 16139:2013, Level 2
Static Load 200 kg

POLLYCHB4L

ANSI / BIFMA X5.4 (2012)
ANSI / BIFMA X5.1 (2017)
Static Load 300 lb

POLLYCHBSL

Polly Chair Sled Base
BS EN 16139:2013, Level 2
Static Load 200 kg

POLLYCHBSL

ANSI / BIFMA X5.4 (2012)
ANSI / BIFMA X5.1 (2017)
Static Load 300 lb

POLLYBSB4L

Polly Barstool 4 Leg Base
BS EN 16139:2013, Level 1
Static Load 160 kg

POLLYBSB4L

ANSI / BIFMA X5.4 (2012)
ANSI / BIFMA X5.1 (2017)
Static Load 300 lb

POLLYBSBSL

Polly Barstool Sled Base
BS EN 16139:2013, Level 1
Static Load 160 kg

POLLYACHB5S

Polly Armchair 5 Star Base
BS EN 16139:2013, Level 2
Static Load 200 kg

POLLYACHB5S












Polly Armchair 5 Star Base
with Gas Lift
BS EN 16139:2013, Level 2
Static Load 200 kg

POLLYACHB4S

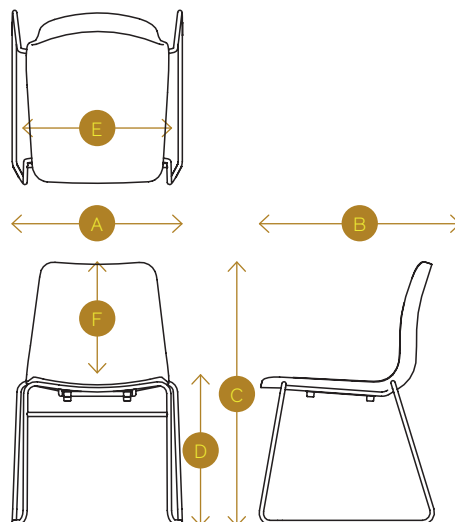
Polly Armchair 4 Star Base
BS EN 16139:2013, Level 2
Static Load 200 kg

POLLYSEATPAD

Polly seatpad
BS EN 16139:2013, Level 1
Seat & Back durability only

PRODUCT CODE / DESCRIPTION	A WIDTH	B DEPTH	C HEIGHT	D SEAT HEIGHT	E SEAT WIDTH	F HEIGHT FROM SEAT TO TOP	G WEIGHT	H CAD
POLLYCHB4L								
Polly Chair 4 Leg Base	524 mm 20.5 in	530 mm 21 in	785 mm 31 in	450 mm 17.5 in	425 mm 17 in	355 mm 14 in	9.57 kg 21.09 lb	
POLLYCHBDL								
Polly Chair Dowel Base	513 mm 20 in	530 mm 21 in	785 mm 31 in	450 mm 17.5 in	425 mm 17 in	355 mm 14 in	6.1 kg 13.45 lb	
POLLYCHBSL								
Polly Chair Sled Base	505 mm 20 in	530 mm 21 in	785 mm 31 in	450 mm 17.5 in	425 mm 17 in	355 mm 14 in	6.51 kg 14.35 lb	
POLLYCHSB4L								
Polly Counter Height Stool 4 Leg Base	568 mm 21 in	536 mm 39.5 in	1005 mm 39.5 in	650 mm 25.5 in	425 mm 17 in	355 mm 14 in	8.15 kg 17.96 lb	
POLLYBSB4L								
Polly Barstool 4 Leg Base	568 mm 21 in	536 mm 39.5 in	1105 mm 43.5 in	735 mm 29 in	425 mm 17 in	355 mm 14 in	8.46 kg 18.65 lb	
POLLYCHSBSL								
Polly Counter Height Stool Sled Base	568 mm 21 in	536 mm 39.5 in	1005 mm 39.5 in	650 mm 25.5 in	425 mm 17 in	355 mm 14 in	10.19 kg 22.47 lb	
POLLYBSBSL								
Polly Barstool Sled Base	568 mm 21 in	536 mm 39.5 in	1105 mm 43.5 in	735 mm 29 in	425 mm 17 in	355 mm 14 in	10.65 kg 23.47 lb	
POLLYCH4S								
Polly Chair 4 Star Base	500 mm 19.5 in	530 mm 21 in	780 mm 30.5 in	470 mm 18 in	425 mm 17 in	355 mm 14 in	12.6 kg 27.7 lb	
POLLYACH4S								
Polly Armchair 4 Star Base With Auto Return	500 mm 19.5 in	530 mm 21 in	780-880 mm 30.5-34.5 in	470-570 mm 18-22.5 in	425 mm 17 in	355 mm 14 in	12.6 kg 27.7 lb	
POLLYCH5S								
Polly Chair 5 Star Base	635 mm 25 in	530 mm 21 in	780-880 mm 30.5-34.5 in	470-570 mm 18-22.5 in	425 mm 17 in	355 mm 14 in	12.6 kg 27.7 lb	
POLLYACH5S								
Polly Armchair 5 Star Base	635 mm 25 in	530 mm 21 in	780-880 mm 30.5-34.5 in	470-570 mm 18-22.5 in	425 mm 17 in	355 mm 14 in	12.6 kg 27.7 lb	

Measuring Guide





Polly Chair with 4 leg base.

Product Sustainability Statement

The Polly Chair is available in a range of sizes and finishes, but for the purpose of this document we have a specific example from the range: Polly Chair with 4 leg base.

Environmental Attributes

- NaughtOne is FISP and ISO14001 certified
- NaughtOne is FSC® certified (FSC® C134222)
- 6.9 kg total weight
- 100% Recyclable (shell, frame, and fixings)
- 33.8% Recycled Content (frame and fixings)
- SCS Indoor Advantage™ Gold ANSI / BIFMA Furniture Emissions Standard (M7.1 / X7.1-2011 R2021) and ANSI / BIFMA e-3-2019 (Credits 7.6.1, 7.6.2, 7.6.3)

These attributes can help you to achieve criteria towards LEED, BREEAM, Ska and WELL building certifications.



FSC® certified products available upon request (FSC® C134222)



NaughtOne offers PEFC certified products




Where sustainable sources are quoted, and a chain of custody is required by a customer, this must be indicated on the purchase order to NaughtOne. A chain of custody requested after an order has been placed or delivered may be difficult to recover.

Figures stated in this document may vary based on model and options selected. We have based this document on a specific example when produced in the United Kingdom. Recycled content calculations are taken from supplier information and industry averages. Material variables are likely to affect the figures which may result in higher or lower percentages.

This document will be reviewed and updated periodically and is subject to change without notice.

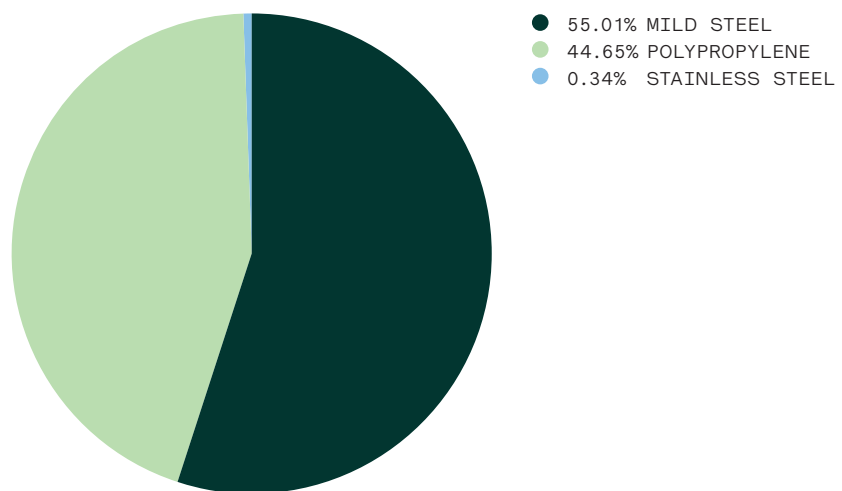
Recyclable Content



Recycled Content



Material Percentage Split



CSR Statement

We care a great deal about the sustainability of our products. At every stage of the process – from design to manufacturing to shipping – we seek to minimise our environmental impact. Our 10-year warranty speaks of our commitment to making quality, durable furniture that does not need to be regularly replaced. We offer FSC® certified upholstered products and use recycled metals in our table ranges. We have manufacturing facilities in North America to reduce freight miles in our largest market. And we offer an innovative Take-Back Programme that enables clients to return products to us at their end of life so we can recycle the parts. We are proud of what we have done, but we are ready to go further.

Polly Chair & Stool

Everyday versatility.

Designed by NaughtOne

naughtone.com

